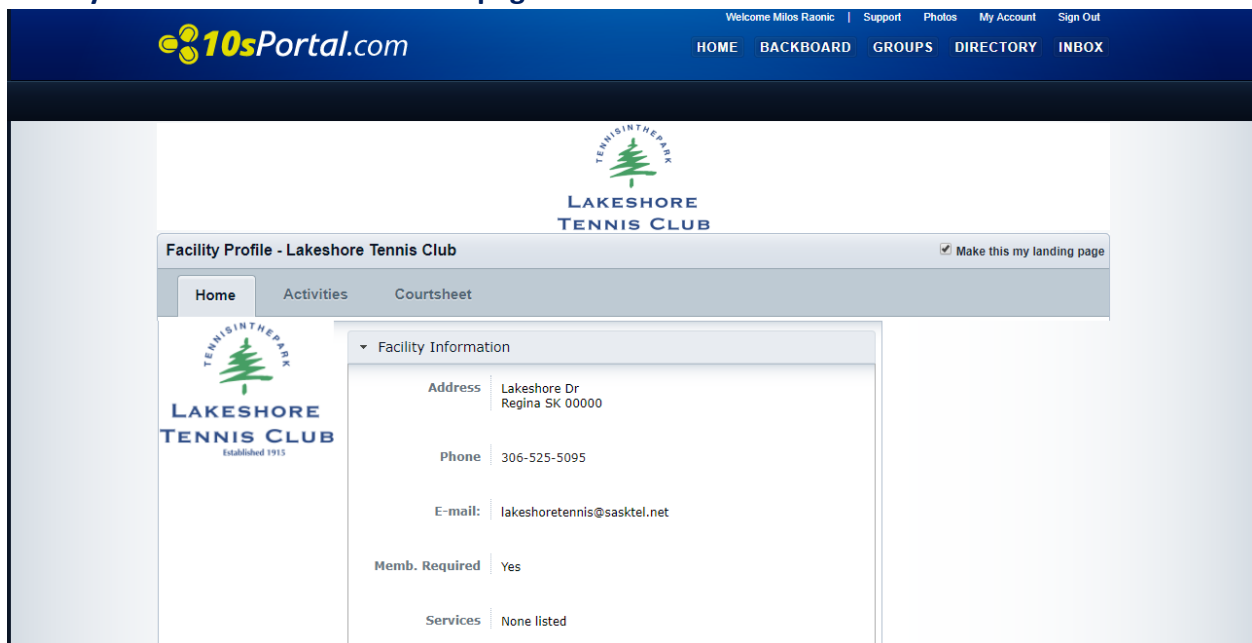


How To: Register for a League

Follow this step by step guide to learn how to register for our Ladies League, Mixer League and Men's League nights. If you do not register in advance for these leagues, a spot on the court is not guaranteed for a drop-in. Luckily, registration can be done very quickly and easily, and you can book in advance for any league night offered this summer! Follow the steps below to see how.

Step 1.

Go to your 10sPortal account homepage and select **Activities**.

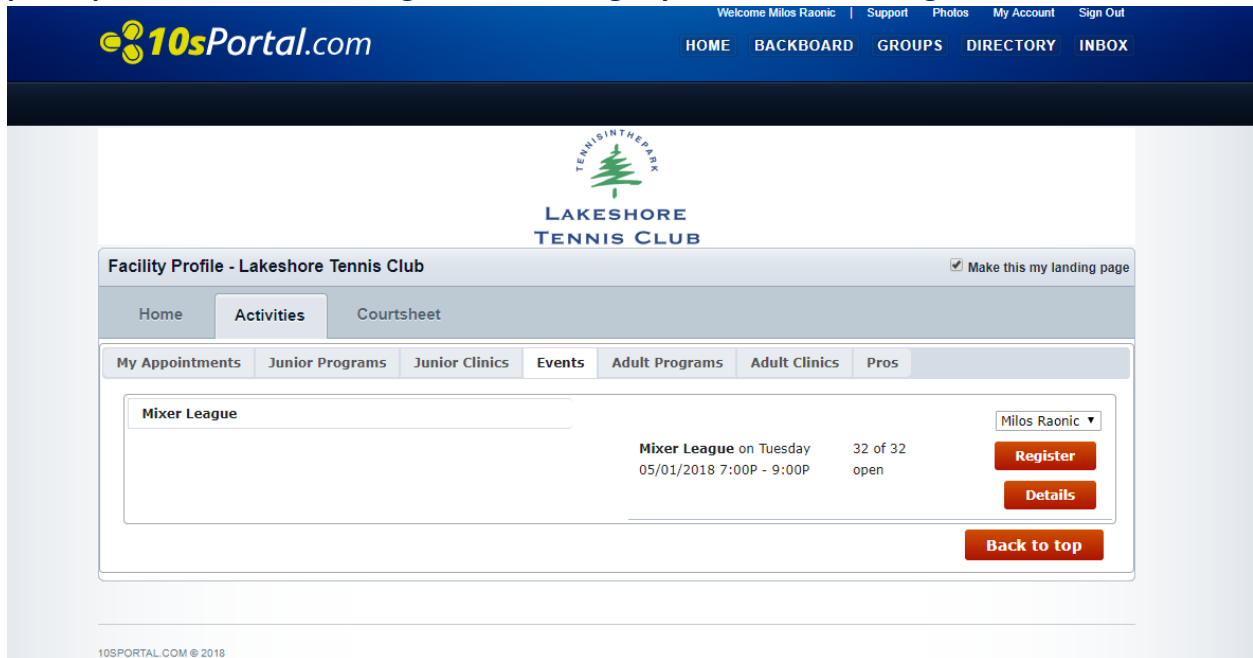


The screenshot shows the 10sPortal.com website interface. At the top, there is a dark blue navigation bar with the 10sPortal.com logo on the left and user options (Welcome Milos Raonic, Support, Photos, My Account, Sign Out) on the right. Below the navigation bar, there are menu items: HOME, BACKBOARD, GROUPS, DIRECTORY, and INBOX. The main content area features the Lakeshore Tennis Club logo and the title "Facility Profile - Lakeshore Tennis Club" with a "Make this my landing page" checkbox. A sub-navigation bar includes "Home", "Activities", and "Courtsheet". The "Facility Information" section is expanded, displaying the following details:

Address	Lakeshore Dr Regina SK 00000
Phone	306-525-5095
E-mail	lakeshoretennis@sasktel.net
Memb. Required	Yes
Services	None listed

Step 2.

Once in the activities tab, select the events tab. Then select the league you want to participate in. Then select 'Register' on the night you would like to register for.



The screenshot shows the 10sPortal.com website interface. At the top, there is a blue navigation bar with the 10sPortal.com logo on the left and user options (Welcome Milos Raonic, Support, Photos, My Account, Sign Out) and site navigation (HOME, BACKBOARD, GROUPS, DIRECTORY, INBOX) on the right. Below the navigation bar is the Lakeshore Tennis Club logo and name. The main content area is titled "Facility Profile - Lakeshore Tennis Club" and includes a "Make this my landing page" checkbox. There are three tabs: "Home", "Activities", and "Courtsheet", with "Activities" selected. Under "Activities", there are sub-tabs: "My Appointments", "Junior Programs", "Junior Clinics", "Events", "Adult Programs", "Adult Clinics", and "Pros", with "Events" selected. A search box contains "Mixer League". Below the search box, a list of events is shown, with one event highlighted: "Mixer League on Tuesday" on 05/01/2018 from 7:00P to 9:00P, with 32 of 32 spots open. To the right of this event, there is a dropdown menu for "Milos Raonic" and two buttons: "Register" and "Details". A "Back to top" button is located at the bottom right of the event list. At the bottom left of the page, the text "10SPORTAL.COM © 2018" is visible.

Step 3.

And that's it! You are now registered for that league night. Repeat this step with any other league night you want to attend. All league nights are open for the entire summer, so feel free to sign up for multiple nights of the same league if you know you can attend.



The screenshot shows the 10sPortal.com website interface. At the top, there is a navigation bar with the site logo and user options like 'Welcome Milos Raonic', 'Support', 'Photos', 'My Account', and 'Sign Out'. Below this is a secondary navigation bar with links for 'HOME', 'BACKBOARD', 'GROUPS', 'DIRECTORY', and 'INBOX'. The main content area features the Lakeshore Tennis Club logo and a 'Mixer League' section. This section includes tabs for 'Home', 'Activities', and 'Courtsheet'. A green confirmation message states 'You have registered successfully.' Below this is a table with the following data:


EVENT	DATE	START TIME	END TIME
Mixer League	05/01/2018	7:00 PM	9:00 PM

Below the table, there are two columns: 'TRAINERS/PROS' and 'RESOURCES'. The 'RESOURCES' column contains a list of numbers from 1 to 8.

If you later decide that you do not want to attend. Simply click 'Cancel Registration'. If there is a waitlist, the next person on the waitlist will be notified and added.

From www.10sportal.net

By canceling, your spot will be given to the first person on the waiting list. Are you sure you want to cancel your registration?

DESCRIPTION	
No description.	
RSVPS (31 OF 32 SPOTS REMAIN)	SEND MESSAGE
 Milos Raonic (Yes)	
You have already registered for this event.	
<input type="button" value="Cancel Registration"/>	